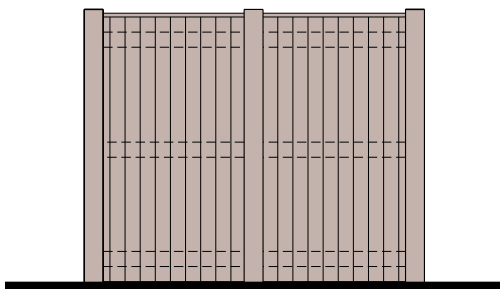
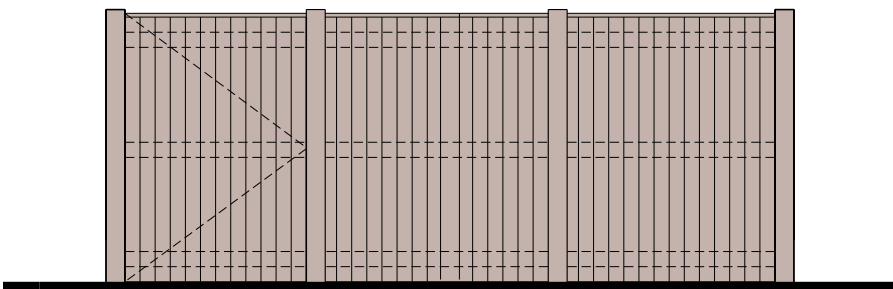


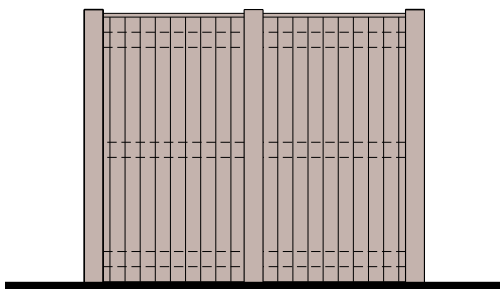
SIDE ELEVATION 1



SIDE ELEVATION 2



SIDE ELEVATION 3



SIDE ELEVATION 4

NOTES


No dimensions should be scaled during construction and any missing dimensions required should be requested and confirmed before proceeding. All dimensions must be checked on site and agreed with the client prior to construction.

The scale bar provided is for use so that the drawings can be Scaled during the planning application process.

0 50

Scale bar 50mm at 1:1

- NOTES:**
- THESE DRAWINGS HAVE BEEN PREPARED FOR PLANNING PURPOSES ONLY
- MATERIALS:**
- 1.8 METRE HIGH VERTICAL TIMBER FENCING WITH 1.2M WIDE ACCESS GATE



Project

THE PADEL CLUB
Q LEISURE, LONDON ROAD
ALBOURNE, BRIGHTON
BN6 9BQ

Title

REFUSE COMPOUND -
PLAN + FENCE ELEVATION

Scale	Date
1:50 @ A3	NOV 2025
Drawn	Checked
CH	SH
Drawing Number	Revision
10150/P150	-