© This drawing is copyright and is not be reproduced or disclosed to third parties without hparchitectures prior permission.

Do not scale from this drawing, other than for Local Authority Planning purposes.

This drawing is to be read in conjunction with all relevant consultants, specialist manufacturers drawings and specifications.

Any discrepancies in dimensions or details on or between these drawings should be drawn to our attention.

All dimensions are in millimetres unless noted otherwise.

Any surveyed information incorporated within this drawing cannot be guaranteed as accurate unless confirmed by fixed dimension.

5mm continuous dry ridge ventilation

250mm PVC-ue soffit
150mm PVC-ue fascia

Black rainwater goods

150mm recon stone cills to be supplied by specialist manufacturer

Cavity tray & code 4 lead flashing to all abutments

GRP door surround by Stormking or similar

GRP bay roof with code 4 lead flashing by Stormking or similar

Single course standard brick detail to front elevation and side return as indicated

Tile hanging detail to first floor as indicated

Windows:
All upper floor windows to be provided with lockable window handles on non secure be design sites

Part Q:
For windows at ground floor and accessible windows above canopies ETC
* Toughened & clear
** Toughened & obscure
Q = Part Q compliance windows

FRONT ELEVATION

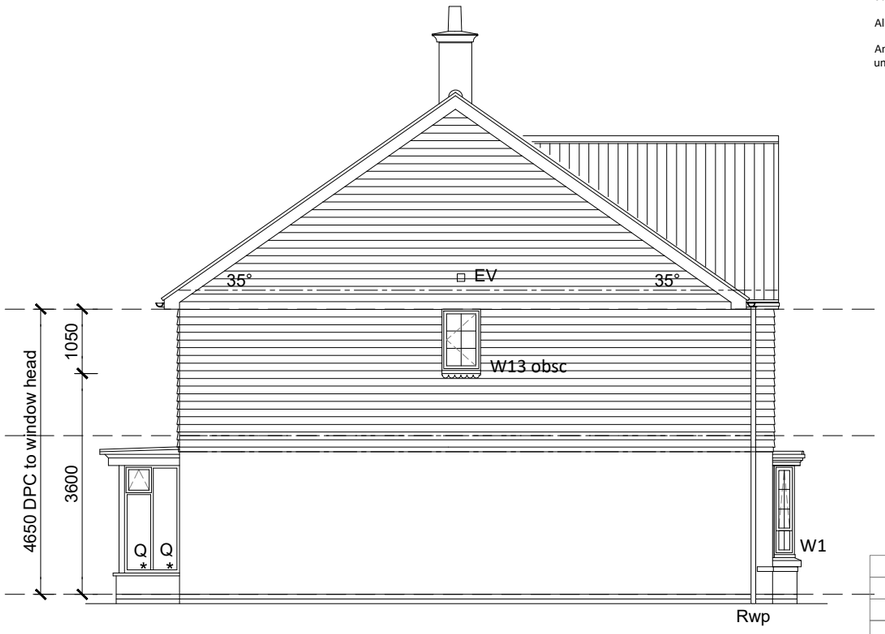

SIDE ELEVATION

Part Tile Hanging
Plots AS: 1 & 6
OPP: 5

250mm PVC-ue soffit
150mm PVC-ue fascia

Black rainwater goods

Standard brick stretcher heads and cills to side and rear elevation windows to standard detail

First floor windows to have easy clean hinges

Tile hanging detail to first floor as indicated

Windows:
All upper floor windows to be provided with lockable window handles on non secure be design sites

Part Q:
For windows at ground floor and accessible windows above canopies ETC
* Toughened & clear
** Toughened & obscure
Q = Part Q compliance windows

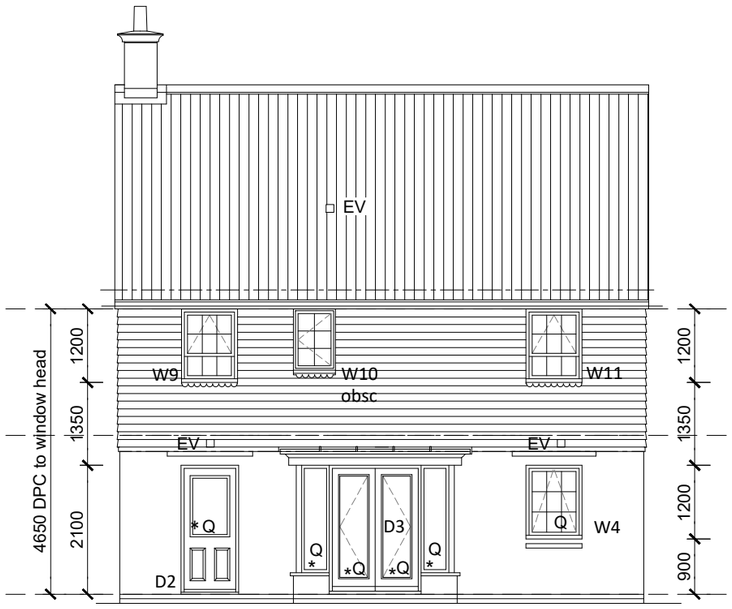

REAR ELEVATION

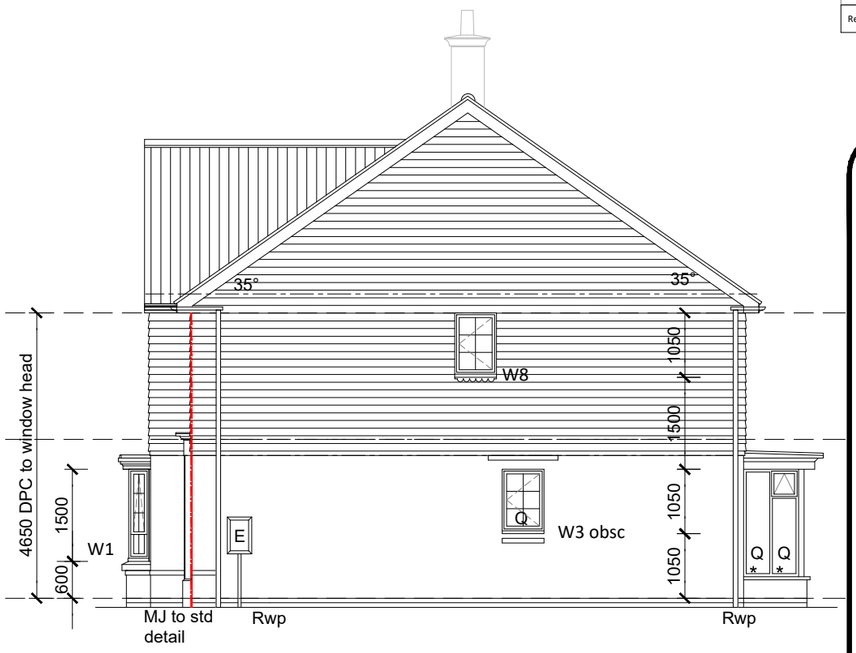

SIDE ELEVATION

FAIRBURN -
PLOTS AS: 1,6
PLOTS OPP: 5

Rev	Date	Description	By
C1	28/01/25	CONSTRUCTION ISSUE	CD
T1	20/12/24	TENDER ISSUE	CD
T0	28.07.23	TENDER ISSUE	RJF

CONSTRUCTION

hparchitecture.co.uk / 01344 752 271
Manhattan House, 140 High Street, Crowthorne, Berkshire RG45 7AY

Client
DAVID WILSON HOMES
WHERE QUALITY LIVES

Project
CRAWLEY DOWN ROAD - FELBRIDGE PHASE 1 - DAVID WILSON HOMES

Drawing
FAIRBURN - ELEVATIONS - 1ST FL TILES

Scale	Date	Drawn By	Checked By
1:50@A3	22/09/2023	RJF	CD

Project No.	Drawing No.	Revision
H7490	N469_H7-ZZ.DR.AR.000203	C1