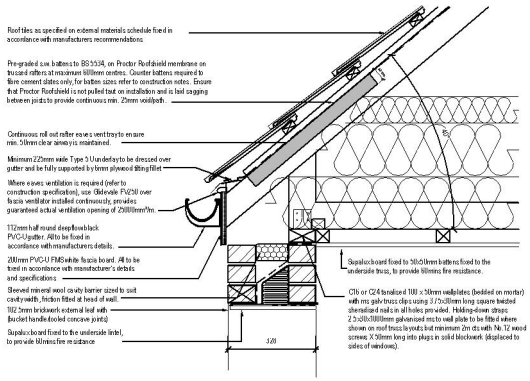
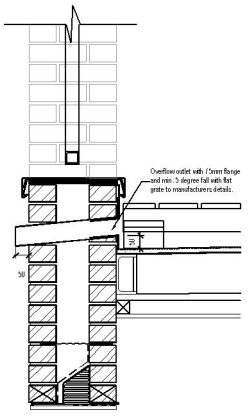
©COPYRIGHT : ALL RIGHTS RESERVED. THIS DRAWING MUST NOT BE REPRODUCED WITHOUT PERMISSION.

DO NOT SCALE. THE CONTRACTOR IS RESPONSIBLE FOR CHECKING DIMENSIONS WHICH ARE IN MILLIMETRES UNLESS OTHERWISE STATED.



Detail 1 - Inset Balcony Eaves Detail (Apartments)



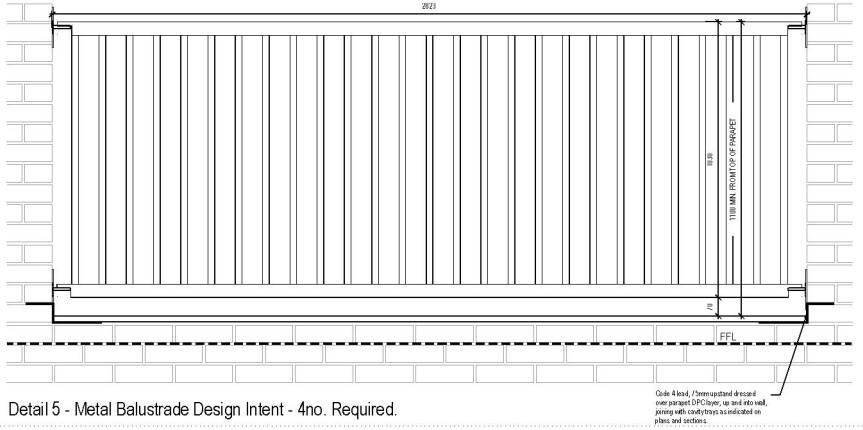
Detail 4 - Inset Balcony Overflow Detail



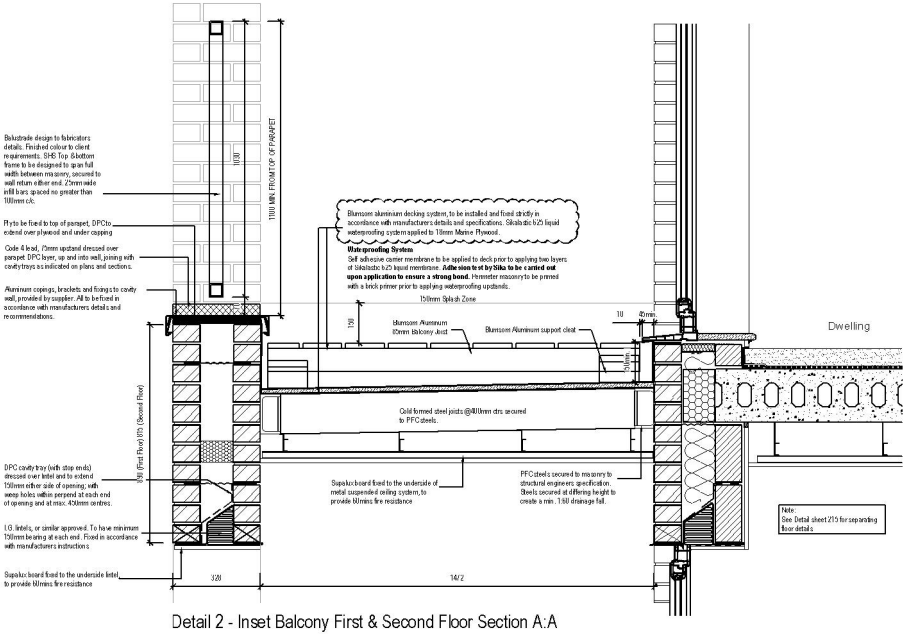
Balustrade Fixing Detail (Plan View)

NOTE:
- Balcony guarding to be capable of resisting horizontal force given in Approved Document K and BS6399 Part 1 1996.
- Balcony guarding to be minimum 1100mm in height from top of parapet and be non-climbable.
- Railings to be RAL975.
- All external steelwork to be hot-dip galvanized.
- Masonry ties to be installed at 225mm vertical centres at fixing locations and around all openings

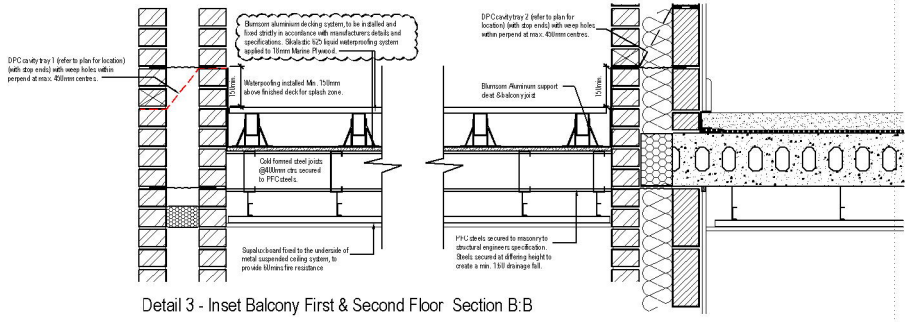
Balustrade design to fabricators details. Finished colour to client requirements. SHS Top &bottom frame to be designed to span full width between masonry, secured to wall return either end. 25mm wide infill bars spaced no greater than 100mm c/c.



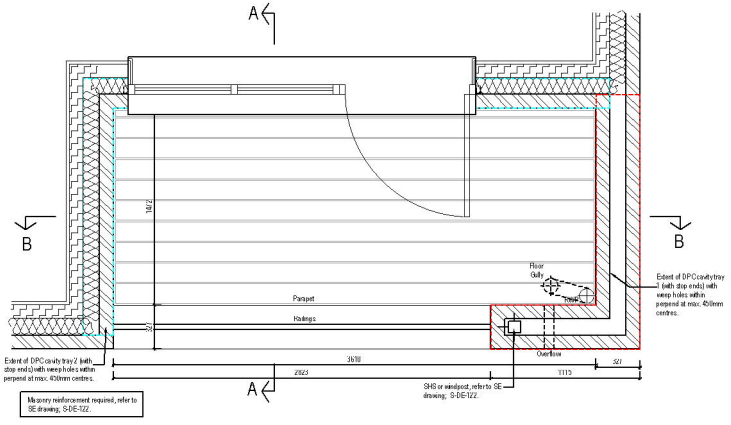
Detail 5 - Metal Balustrade Design Intent - 4no. Required.



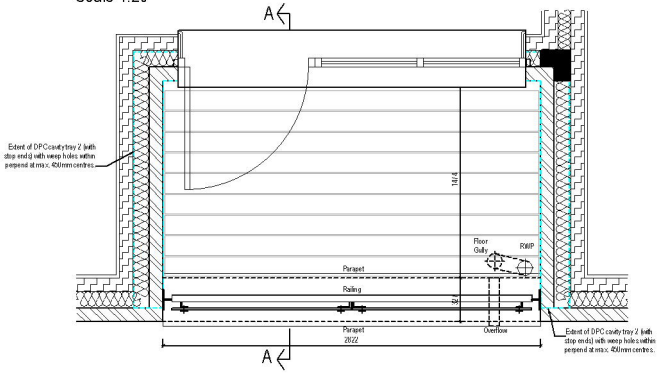
Detail 2 - Inset Balcony First & Second Floor Section A:A



Detail 3 - Inset Balcony First & Second Floor Section B:B



Detail 6 - Inset Balcony Plan - Block 10 & 12
Scale 1:20



Detail 7 - Inset Balcony Plan - Block 10
Scale 1:20

Rev:	Date:	Revision History:
T3	27.05.25	TO + BOARD CHANGED TO MARINE PLYWOOD.
T2	05.03.25	MAPLY BOARD CHANGED TO TEK BOARD, DETAIL 7 ADDED AND BLOCK NAMES CORRECTED
T1	16.06.24	TENDER ISSUE

COUNTRYSIDE
Places People Love
Countryside Properties
The Drive, Brentwood
Essex CM13 3AT
01277 260000
countrysideproperties.com

TREVE DESIGN
Unit 10-11, Business & Technology Ctr,
Bessemer Drive, Stevenage, Herts, SG1 2DX.
Tel No: 01438 310 555
www.trevedesign.co.uk

Project:
FREEKS FARM, BURGESS HILL
RESIDENTIAL PHASE 3

	Name:	Date:		Name:	Date:
Designed by:	-	-	Checked:	JB	JULY 2024
Drawn By:	KJ	JULY 2024	Approved:	JB	JULY 2024

Scale: 1:10@ A1
Status: TENDER

Drawing Title:
SUPERSTRUCTURE DETAILS - 2021 REGS
Inset Balcony Details
Masonry Apartments Block 10 & 12

Drawing No: S0035_A_DE_HB3_265
Rev: T3