






























GENERAL NOTES

- All measurements are to be taken from site prior to the commencement of works.
- All structural elements to be designed and specified by the structural engineer.
- All drainage to be thoroughly investigated on site and contractor to confirm final design.
- Final kitchen, bathroom & utility layouts/fittings/fixtures t/c by client & supplier/installer.
- Position & number of electrical sockets and lighting points t/c by client and installed by a fully qualified electrician.
- All gas works to be carried out by a fully qualified gas contractor.
- All work is to be carried out in accordance with the Building Regulations as a minimum requirement.

LEGEND

	Electrical distribution board
	External gas meter
	External electrical meter
	Boiler
	Boiler flue
	Mains operated heat detector
	Mains operated smoke detector
	Battery operated carbon-monoxide detector
	Mechanical extract fan 60l/s (kitchens/utility)
	Mechanical extract fan 30l/s (bathrooms)
	Roof/wall vent
	Wet under-floor heating manifold
	Radiator with thermostatic radiator valves
	Drainage gully
	Rain water pipe
	Soil vent pipe
	Inspection chamber
	Drainage runs
	Toughened glass
	Obscured glass
	Door self-closer
	Fire door (30 mins)
	Emergency egress
	Cavity closer
	Air brick with telescopic vent
	Lintel as per engineer's specification
	Joist/rafter span
	Direction of fall
	Structural beams or lintels

DATE	REVISION	DESCRIPTION
00.00.00	V-

PROJECT:
Tyler House, Cross Colwood Lane,
Bolney, West Sussex

CLIENT: Duke Harvey



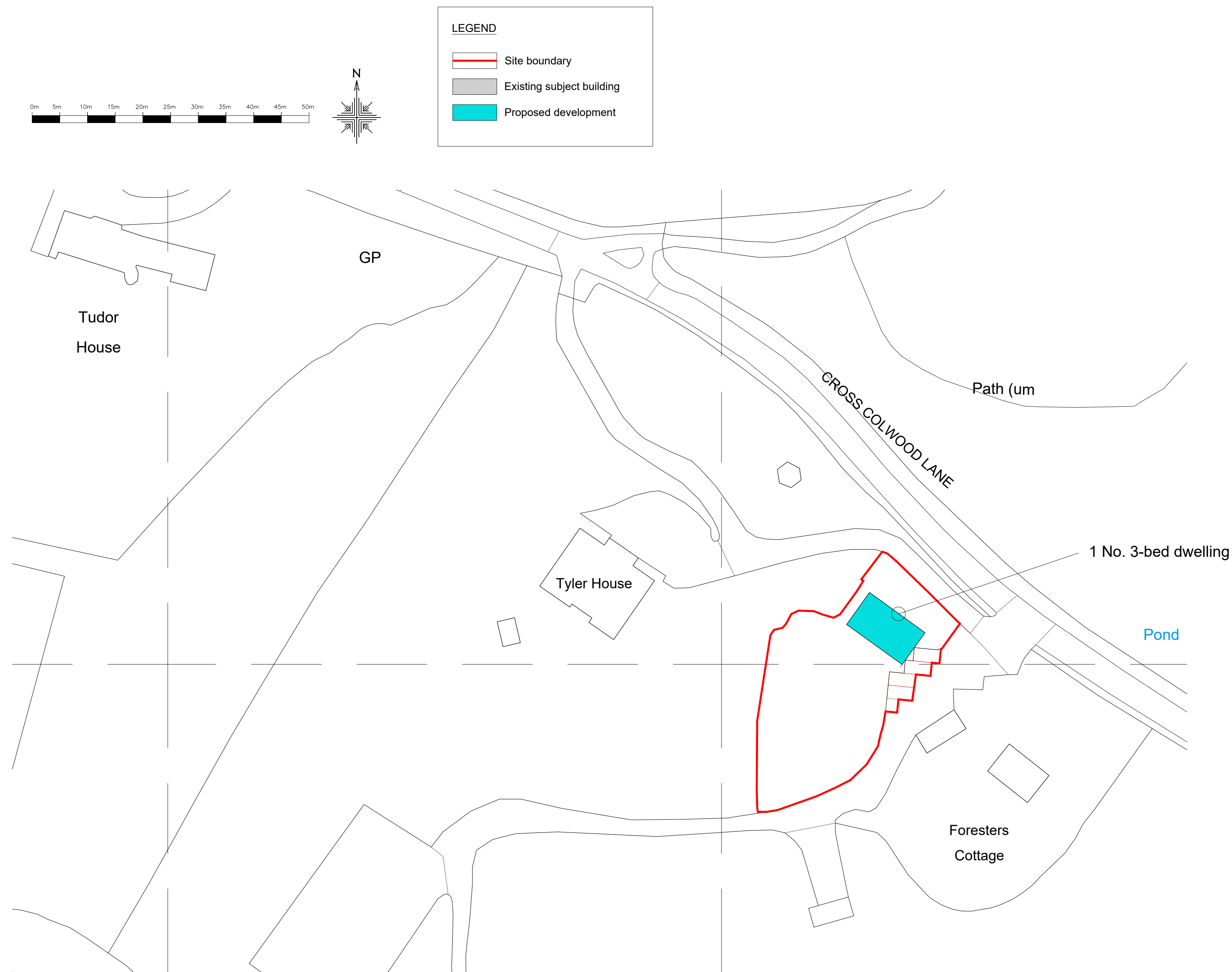
76 Hawth Park Road, Seaford, East Sussex, BN25 2RQ
M: 07747 144707
www.catarchitecturalservices.co.uk
claire.townsend@live.co.uk

TITLE: Proposed Block Plan

PROJECT No:	DRAWING No:	REVISION:
2019/021	06	/
DATE:	SCALE:	DRAWN:
22.05.2024	1:500 @ A1	CT

DRAWING STATUS:

PLANNING



Proposed Block Plan
1:500 @ A1