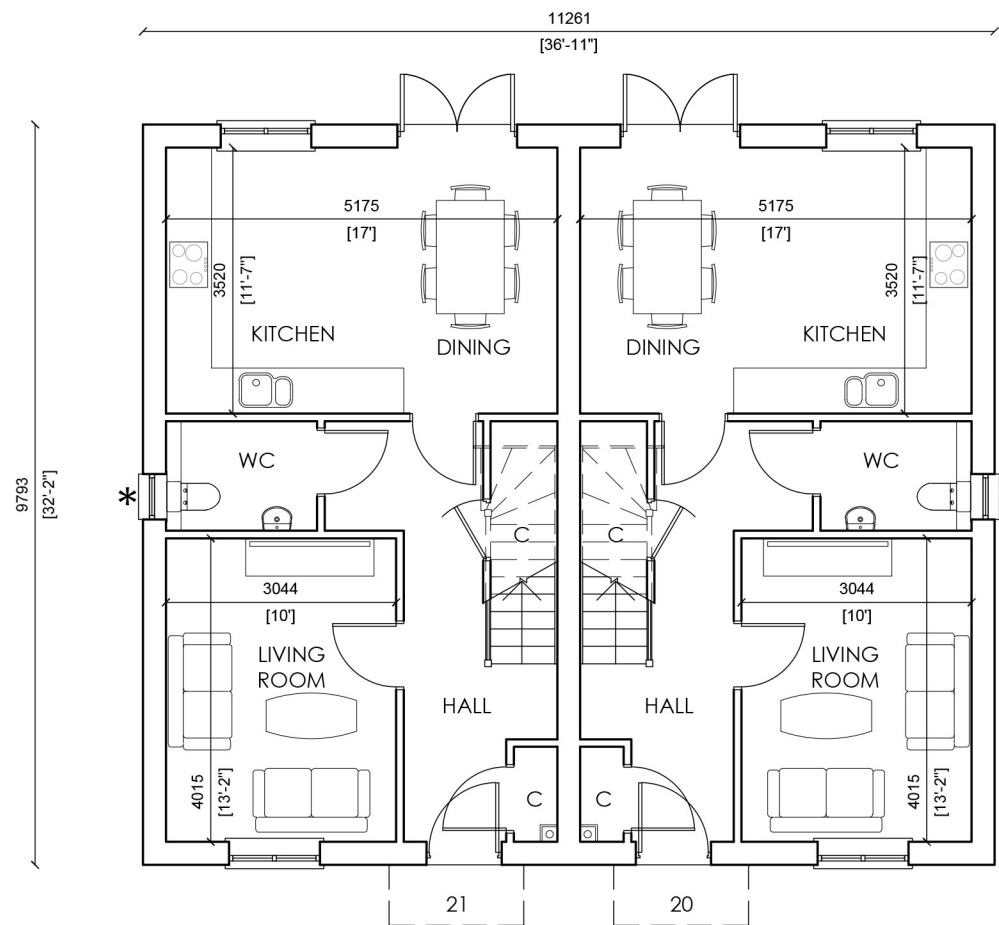




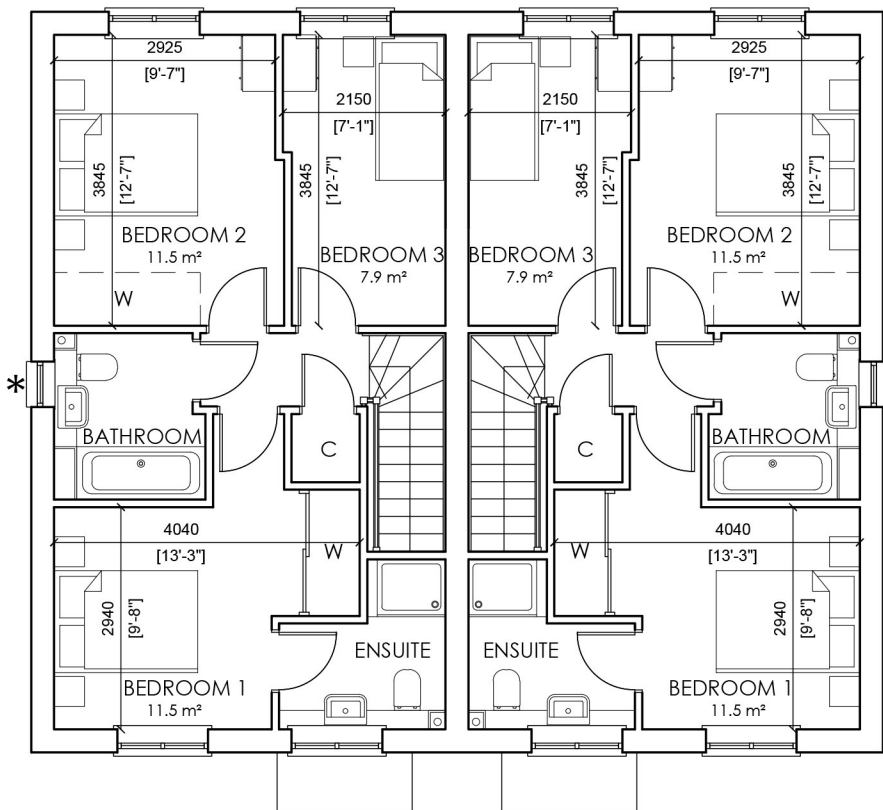
Front Elevation



Side Elevation



Ground Floor Plan



First Floor Plan

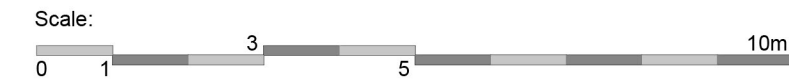


Rear Elevation



Side Elevation

This drawing and the design are the copyright of **ON Architecture Ltd only**.  
This drawing should not be copied or reproduced without written consent.  
All dimensions are to be checked on site prior to setting out and fabrication and **ON Architecture Ltd** should be notified of any discrepancy prior to proceeding further.  
For Construction & Fabrication Purposes - Do not scale from this drawing, use only the illustrated dimensions herein. Additional dimensions are to be requested and checked directly.  
Illustrated information from 3rd party consultants/specialists is shown as indicatively only. See other consultant / specialist drawings for full information and detail.  
All aspects of the architectural design concerning fire performance / fire safety (whether or not illustrated / annotated) are to be considered as 'For Approval only', irrespective of the drawing status / suitability.



ELIVIA  
— HOMES —

* - Obscure Glazing					
Revision Note & Date					
Rev	Date	Note	Amended	Checked	
A	13/10/25	Updated following Client & Urban Design comments.	GA	DK	

ON

ARCH

ITECT

URE

Canterbury Studio

Logan House, 51 Andrews Close

Canterbury,

CT1 2RP

info@onarchitecture.co.uk

onarchitecture.co.uk

01227 634334

Project Title

Proposed Residential Development,  
Church Road, Turners Hill  
Elivia Homes Eastern

Drawing Title

Plots 20 & 21 Floor Plans & Elevations

BIM Number

—

Scale

1:100@A1

Date

May 2025

Drawn

GA

Checked

RDT

Drawing Status

Planning Issue

Project No.

20.173

Drawing No.

1509

Status

Revision

A