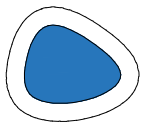


KEY

- INDICATES EXISTING DWELLING AND OUTBUILDING
- INDICATES APPROVED DWELLING, UNDER APPLICATION REFERENCE DM/23/2688
- INDICATES APPROVED ACCESS UNDER OUTLINE APPLICATION DM/23/2687
- INDICATES APPLICATION SITE BOUNDARY
- INDICATES PAVED AMENITY AREA
- INDICATES APPROVED DWELLINGS UNDER OUTLINE APPLICATION DM/23/2687

RED BROKEN LINES INDICATES EXISTING POND AND TREES TO BE REMOVED

E.V. CHARGER POINT (INSTALLED WITHIN CAR BARN) TO SERVE EACH DWELLING

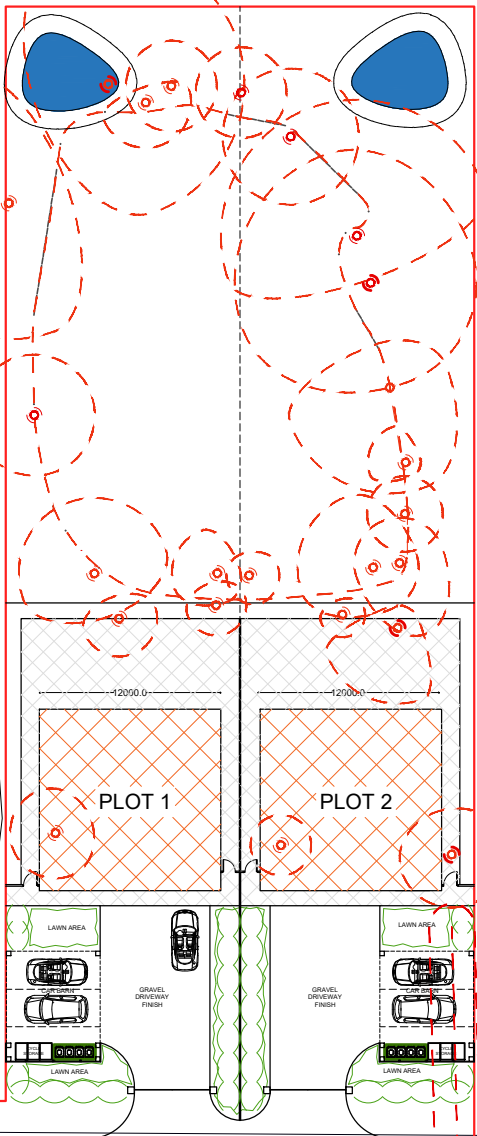


INDICATES REPLACEMENT PONDS

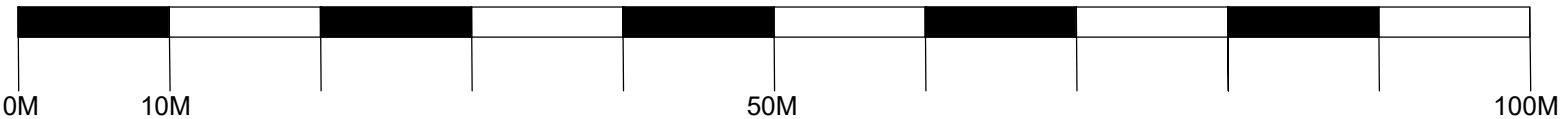
EXISTING GARAGE

NOTE: REPLANTING SCHEME TO BE IMPLEMENTED IN ACCORDANCE WITH SUBMITTED BIODIVERSITY ENHANCEMENT DETAIL DOCUMENT AND PROPOSED LANDSCAPING SCHEME

EXISTING DWELLING



PROPOSED SITE PLAN



REV	DESCRIPTION
A	PROPOSED CAR BARNs ADDED 18.11.25 D.D.
B	SITE PLAN UPDATED FOLLOWING TREE SURVEY 04.12.25 D.D.
PROPOSED SITE PLAN	
PROPOSED RESIDENTIAL DEVELOPMENT CONSISTING OF 2 DWELLINGS - WOODSIDE GRANGE, HAS SOCKS, BN6 8EX	
CLIENT:	SAXON HOMES
DWG NO:	PL K1177/01
SCALE:	1/500 @ A3
DRAWN BY:	R.S.P.
DATE:	24/06/25
REV:	B
MICHIGAN HOUSE, 17-19 CHORLEY NEW ROAD, BOLTON, BL1 4QR TEL: 01204 392233 FAX: 01204 528505 WWW.NEILPIKEARCHITECTS.CO.UK EMAIL: INFO@NEILPIKEARCHITECTS.CO.UK	
COPYRIGHT OF THIS DRAWING REMAINS WITH THE ARCHITECT. DO NOT SCALE FROM THIS DRAWING. WORK TO FIGURED DIMENSIONS. CHECK ALL DIMENSIONS ON SITE. IN THE EVENT OF ANY DISCREPANCY REFER QUERY TO THE ARCHITECTS.	

