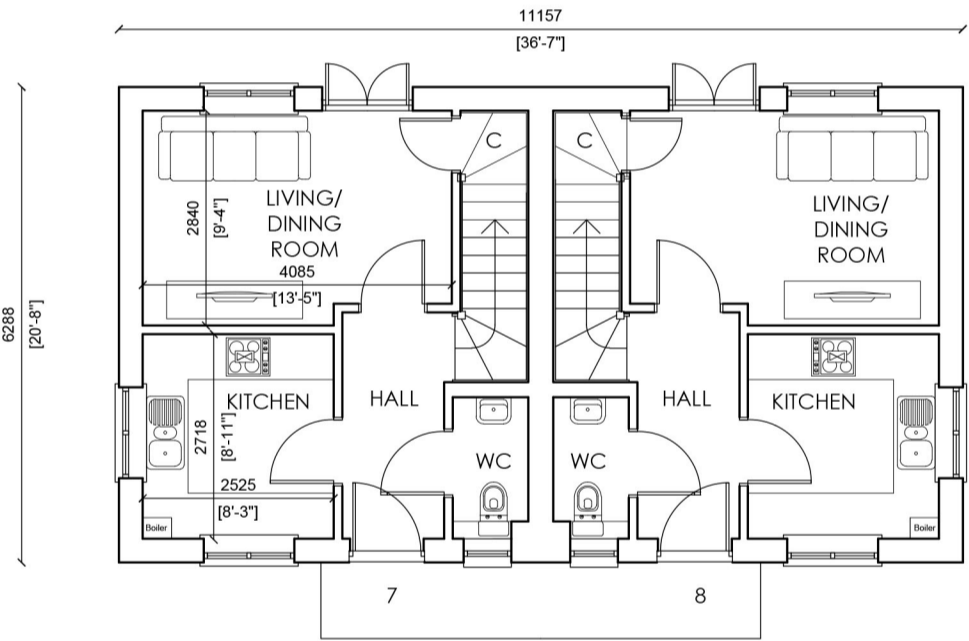




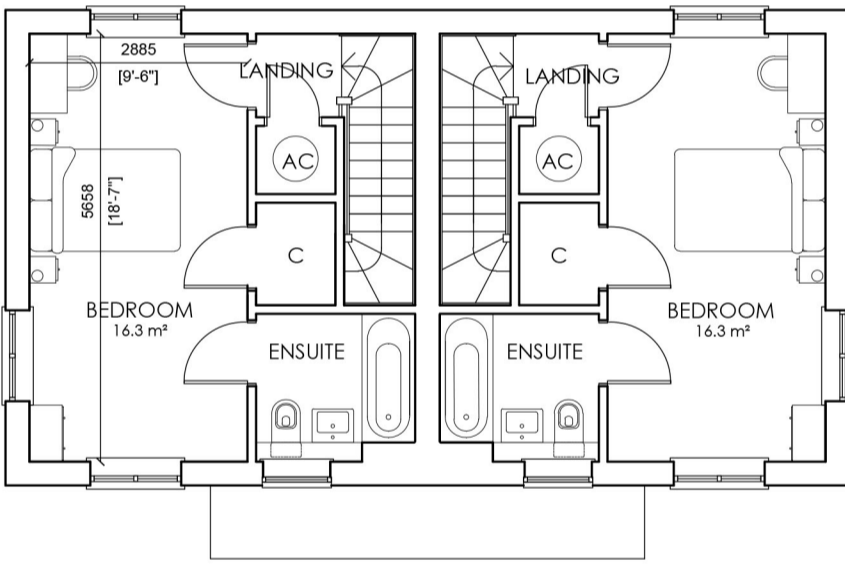
Front Elevation



Side Elevation



Ground Floor Plan



First Floor Plan

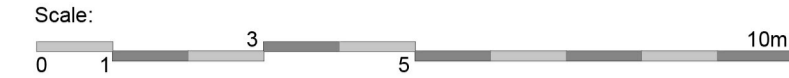


Rear Elevation



Side Elevation

This drawing and the design are the copyright of **ON Architecture Ltd only**.  
This drawing should not be copied or reproduced without written consent.  
All dimensions are to be checked on site prior to setting out and fabrication and **ON Architecture Ltd** should be notified of any discrepancy prior to proceeding further.  
For Construction & Fabrication Purposes - Do not scale from this drawing, use only the illustrated dimensions herein. Additional dimensions are to be requested and checked directly.  
Illustrated information from 3rd party consultants/specialists is shown as indicatively only. See other consultant / specialist drawings for full information and detail.  
All aspects of the architectural design concerning fire performance / fire safety (whether or not illustrated / annotated) are to be considered as 'For Approval' only, irrespective of the drawing status / suitability.



ELIVIA  
— HOMES —

Revision Note & Date		Note		Amended		Checked	
Rev	Date						

ON  
ARCH  
ITECT  
URE

Canterbury Studio  
Logan House, St Andrews Close  
Canterbury,  
CT1 2RP

info@onarchitecture.co.uk  
onarchitecture.co.uk  
01227 634334

Project Title  
Proposed Residential Development,  
Church Road, Turners Hill  
Client's Details  
Elivia Homes Eastern

Drawing Title  
Plots 7 & 8 Floor Plans & Elevations

BIM Number		Scale		Date		Drawn		Checked	
—		1:100@A1		May 2025		GA		RDT	

Drawing Status  
Planning Issue

Project No.	Drawing No.	Status	Revision
20.173	1501		