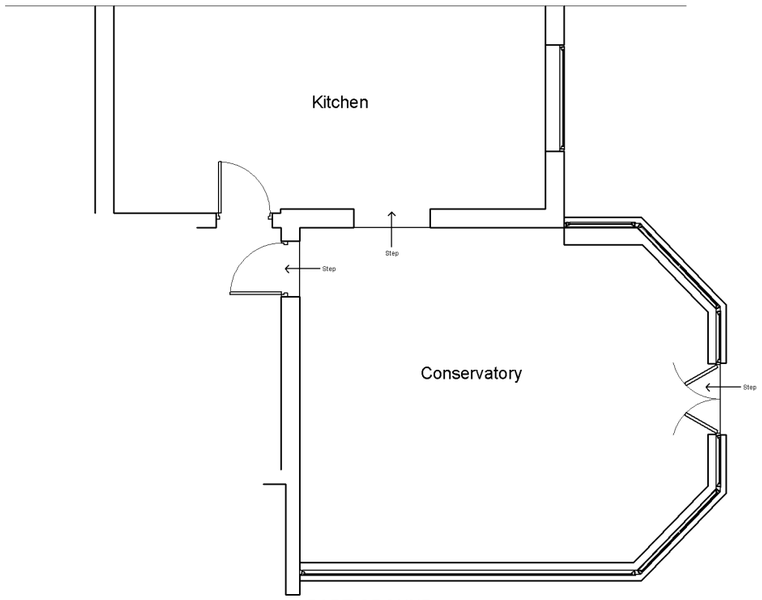


PART GROUND FLOOR



PART WEST ELEVATION

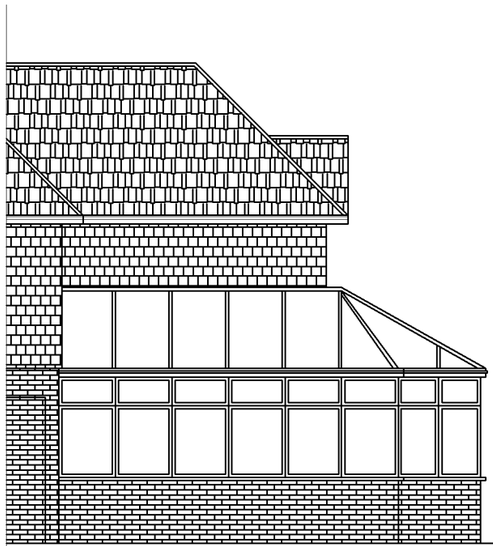

PART NORTH ELEVATION

PART WEST ELEVATION

B+C ARCHITECTURE

t: 07751 878897
e: pc@bandcarchitecture.co.uk
w: www.bandcarchitecture.co.uk

SCALE :
0 500mm 1m 2m 4m

**GENERAL NOTES :**
1 - THIS DRAWING IS THE COPYRIGHT OF BENTLEY'S & CARTER AND IS NOT TO BE REPRODUCED IN ANY OR FORM WITHOUT PROVIOUS WRITTEN CONSENT
2 - Do not scale from this drawing unless for planning purposes
3 - All dimensions to be verified on site prior to any works starting and any discrepancies to be reported to Bentleys & Carter
4 - This drawing is to be read in conjunction with all relevant structural and specialist drawings
5 - All works to comply with the relevant British Standards, Codes of Practice and Building Regulations

**PROJECT :**
costells wood, lewes rd, scaynes hill, west sussex, rh17 7pn

**DRAWING :**
part floor plan - elevations existing

**DRAWING STATUS :**
planning

**JOB NO:**
jax - 307

**DRAWING NO:**
200

**SCALE:**
1/100@ A3

**DATE:**
december 2024

**DRAWN BY:**
pc

**REVISIONS:**
none