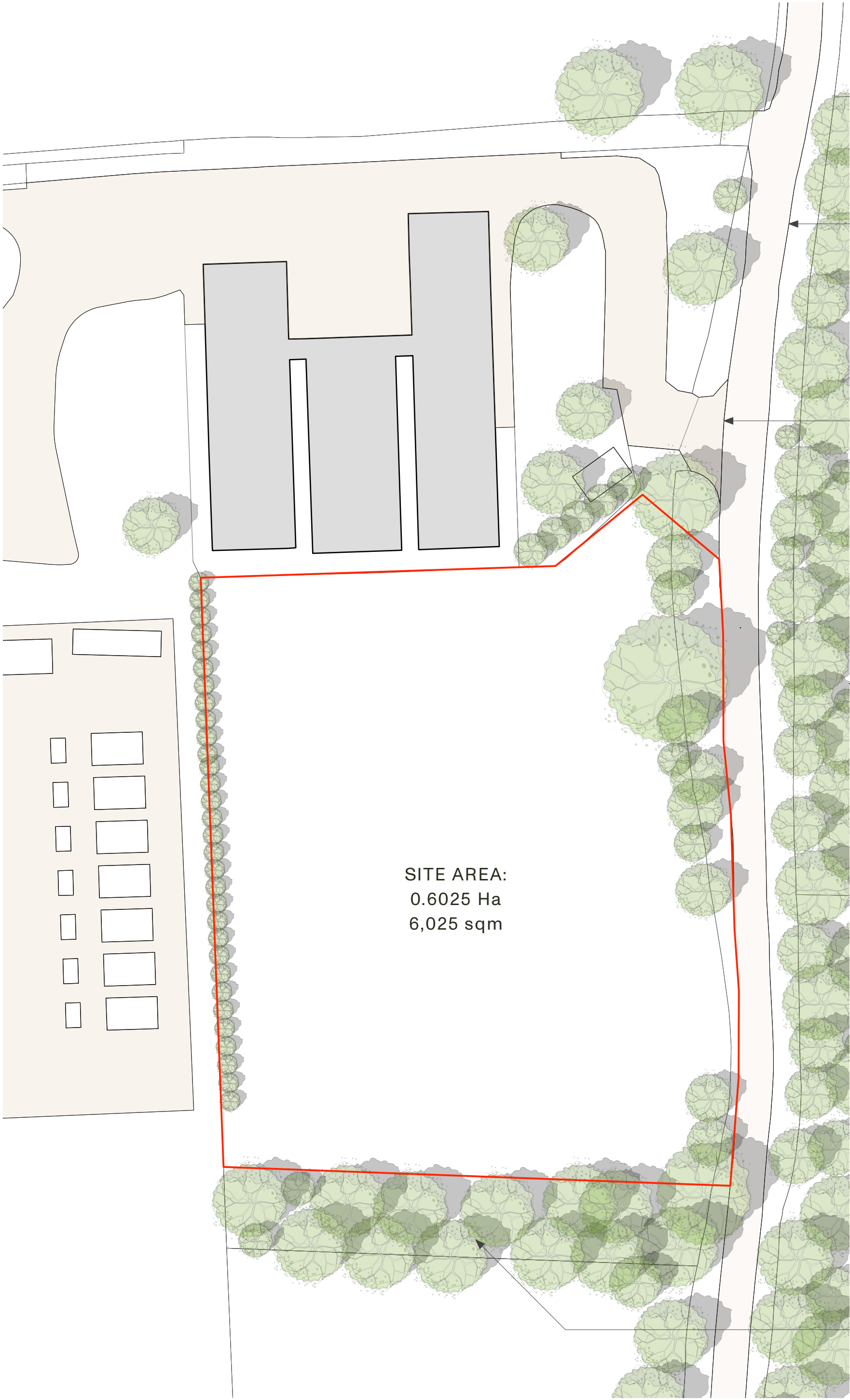


MALTHOUSE LANE

1739 1.001_Rev-

CLIENT	CELLS4LIFE
DRAWING	AS EXISTING OS PLANS
DATE	JAN 2025
SCALE	1:1000, 1:500 @ A1



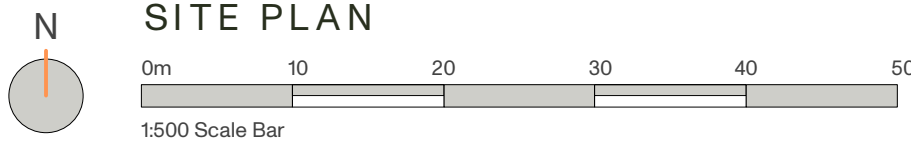
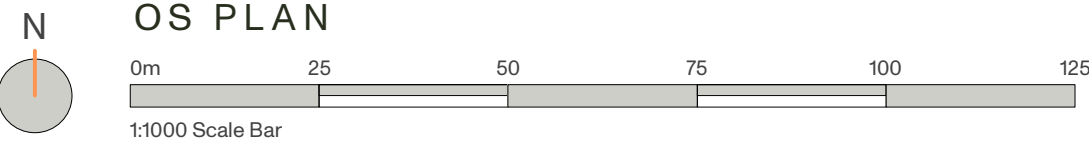
MALTHOUSE LANE

EXISTING CROSSOVER TO SITE

MATURE WOODLAND EITHER SIDE OF MALTHOUSE LANE

WOODLAND BANK TO SOUTH OF SITE

SITE AREA:
0.6025 Ha
6,025 sqm



REV	DATE	COMMENT	BY
-----	------	---------	----

PRINT DRAWING AT A1

N.B. Unless otherwise noted this drawing is not to be used for construction purposes. If indicated as feasibility this drawing is subject to a detailed site investigation, including ground conditions/ contaminants, drainage design and planning / density negotiations. The layout may be based upon an enlargement of an os sheet or other small scale plans and its accuracy needs to be verified by survey. CDM regulations have not been fully considered.

The Workshop, unit 3,
29-42 Windsor Street,
Brighton, BN1 1RJ

landivar-architects.com
info@landivar-architects.com
01273 739590

