






All contractors must visit the site and be responsible for taking and checking Dimensions.

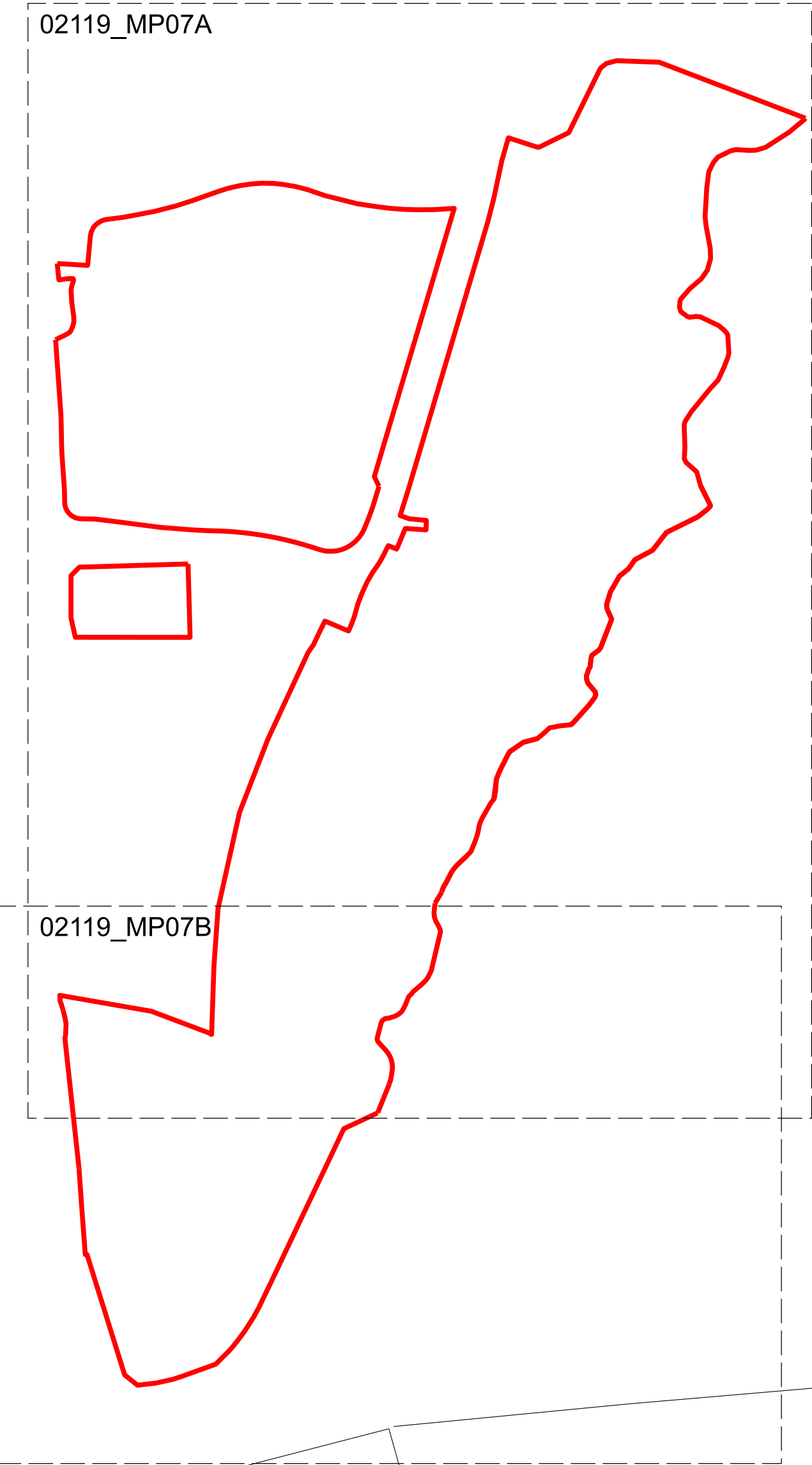
All construction information should be taken from figured dimensions only.

Any discrepancies between drawings, specifications and site conditions must be brought to the attention of the supervising officer.

This drawing and the works depicted are the copyright of JTP.

Key

-  Lorry Route
-  Individual Bin Location
-  Resident Bin Carry Distance
-  Communal Bin Location
-  Bin man carry distance



Drawing Status
PLANNING



JTP Studios
Unit 5, The Rum Warehouse
Pennington Street
LONDON, E1W 2AP
+44 (0)20 7017 1780
www.jtp.co.uk

Scale @ A1 1:500 Job Ref. 02119

Drawing No. 02119_ MP03B Revision P01

Scale Bar 



