















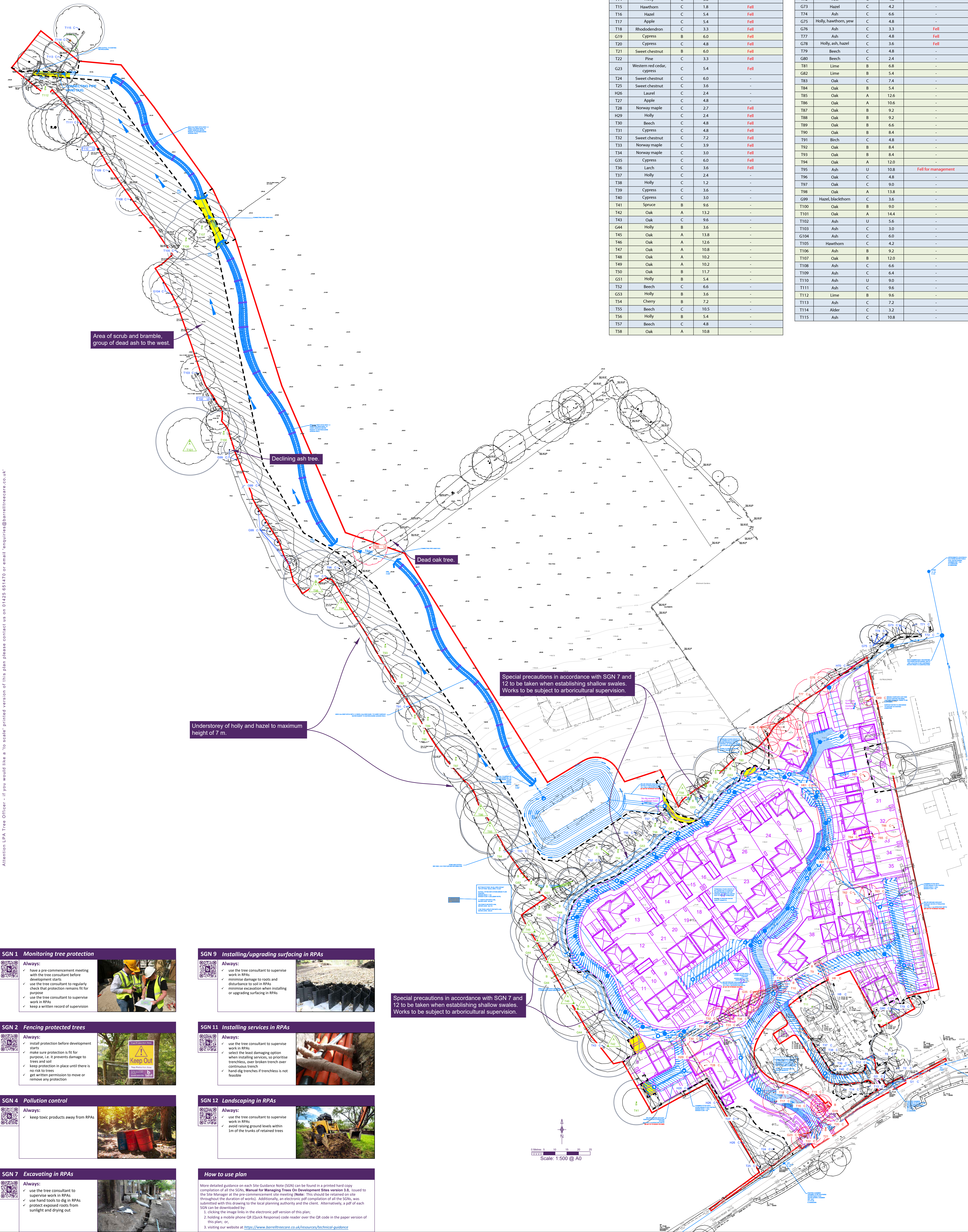
**barrell**  
TREE CONSULTANCY

Permission is granted to scale from this drawing for Local Authority Planning Approval purposes relating to tree protection measures only. Where applicable this drawing is to be read in conjunction with the arboricultural report. This drawing is the copyright of Barrell Tree Consultancy 2025 ©

This drawing to be reproduced in colour only.

[www.barrelltreecare.co.uk](http://www.barrelltreecare.co.uk)

- |   |                          |                                |   |  |
|---|--------------------------|--------------------------------|---|--|
|    | BS category A            | Trees of high quality          |    | Estimated tree positions not included on original survey and/or adjusted crown spreads   |
|    | BS category B            | Trees of moderate quality      |    | Protective barrier/ fencing  |
|    | BS category C            | Trees of low quality           |    | Construction exclusion zone (CEZ)  |
|    | BS category U            | Trees unsuitable for retention |    | <b>Precautionary Areas</b> <ul style="list-style-type: none"> <li>Installation of new permeable surfacing</li> <li>Installation of new drainage connections</li> </ul> |
|  | Trees to be removed      |                                |  | Construction exclusion zone protected by ground protection   |
|  | Proposed layout          |                                |  | Root protection area (RPA) boundaries for category A and B trees   |
|  | Proposed drainage layout |                                |  | Root protection area (RPA) boundaries for category C trees   |



Tree No	Species	Category	RPA Radius	Tree Works
All retained trees & hedges				Carry out safety check and lift over site to 3-4 m as necessary.
G1	Beech	C	2.4	-
T2	Beech	C	6.0	-
G3	Beech	C	6.0	-
T4	Yew	B	6.0	-
T5	Holly	C	3.0	-
T6	Beech	B	6.0	-
G7	Holly	B	6.6	-
H8	Beech	C	1.8	Fell indicated section
T9	Birch	B	4.8	Fell
T10	Eucalyptus	B	9.0	Fell
T11	Birch	B	3.3	-
T12	Cherry	C	3.0	-
T13	Holly	C	3.6	-
T14	Holly	C	3.0	-
T15	Hawthorn	C	1.8	Fell
T16	Hazel	C	5.4	Fell
T17	Apple	C	5.4	Fell
T18	Rhododendron	C	3.3	Fell
G19	Cypress	B	6.0	Fell
T20	Cypress	C	4.8	Fell
T21	Sweet chestnut	B	6.0	Fell
T22	Pine	C	3.3	Fell
G23	Western red cedar, cypress	C	5.4	Fell
T24	Sweet chestnut	C	6.0	-
T25	Sweet chestnut	C	3.6	-
H26	Laurel	C	2.4	-
T27	Apple	C	4.8	-
T28	Norway maple	C	2.7	Fell
H29	Holly	C	2.4	Fell
T30	Beech	C	4.8	Fell
T31	Cypress	C	4.8	Fell
T32	Sweet chestnut	C	7.2	Fell
T33	Norway maple	C	3.9	Fell
T34	Norway maple	C	3.0	Fell
G35	Cypress	C	6.0	Fell
T36	Larch	C	3.6	Fell
T37	Holly	C	2.4	-
T38	Holly	C	1.2	-
T39	Cypress	C	3.6	-
T40	Cypress	C	3.0	-
T41	Spruce	B	9.6	-
T42	Oak	A	13.2	-
T43	Oak	C	9.6	-
G44	Holly	B	3.6	-
T45	Oak	A	13.8	-
T46	Oak	A	12.6	-
T47	Oak	A	10.8	-
T48	Oak	A	10.2	-
T49	Oak	A	10.2	-
T50	Oak	B	11.7	-
G51	Holly	B	5.4	-
T52	Beech	C	6.6	-
G53	Holly	B	3.6	-
T54	Cherry	B	7.2	-
T55	Beech	C	10.5	-
T56	Holly	B	5.4	-
T57	Beech	C	4.8	-
T58	Oak	A	10.8	-

Tree No	Species	Category	RPA Radius	Tree Works
All retained trees & hedges				Carry out safety check and lift over site to 3-4 m as necessary.
T59	Beech	B	9.6	-
T60	Beech	B	10.2	-
H61	Lonicera	C	1.2	Fell
T62	Birch	C	4.8	Fell
T63	Ash	C	6.0	Fell
T64	Apple	C	5.7	Fell
T65	Apple	C	4.2	Fell
T66	Apple	C	5.4	Fell
T67	Holly	C	3.0	Fell
T68	Yew	B	10.2	-
G69	Holly, ash	C	2.4	Fell
H70	Holly	C	1.8	-
T71	Hawthorn	C	4.2	-
T72	Yew	C	4.8	-
G73	Hazel	C	4.2	-
T74	Ash	C	6.6	-
G75	Holly, hawthorn, yew	C	4.8	-
G76	Ash	C	3.3	Fell
T77	Ash	C	4.8	Fell
G78	Holly, ash, hazel	C	3.6	Fell
T79	Beech	C	4.8	-
G80	Beech	C	2.4	-
T81	Lime	B	6.8	-
G82	Lime	B	5.4	-
T83	Oak	C	7.4	-
T84	Oak	B	5.4	-
T85	Oak	A	12.6	-
T86	Oak	A	10.6	-
T87	Oak	B	9.2	-
T88	Oak	B	9.2	-
T89	Oak	B	6.6	-
T90	Oak	B	8.4	-
T91	Birch	C	4.8	-
T92	Oak	B	8.4	-
T93	Oak	B	8.4	-
T94	Oak	A	12.0	-
T95	Ash	U	10.8	Fell for management
T96	Oak	C	4.8	-
T97	Oak	C	9.0	-
T98	Oak	A	13.8	-
G99	Hazel, blackthorn	C	3.6	-
T100	Oak	B	9.0	-
T101	Oak	A	14.4	-
T102	Ash	U	5.6	-
T103	Ash	C	3.0	-
G104	Ash	C	6.0	-
T105	Hawthorn	C	4.2	-
T106	Ash	B	9.2	-
T107	Oak	B	12.0	-
T108	Ash	C	6.6	-
T109	Ash	C	6.4	-
T110	Ash	U	9.0	-
T111	Ash	C	9.6	-
T112	Lime	B	9.6	-
T113	Ash	C	7.2	-
T114	Alder	C	3.2	-
T115	Ash	C	10.8	-

Attention LPA Tree Officer - if you would like a 'to scale' printed version of this plan please contact us on 01425 651470 or email 'enquiries@barrelltreecare.co.uk'