NOTE:- WHERE SCHEDULE INDICATES CATCHPIT, BASE OF CHAMBER TO BE CONSTRUCTED 500mm SUMP IN PLACE OF BENCHED BASE

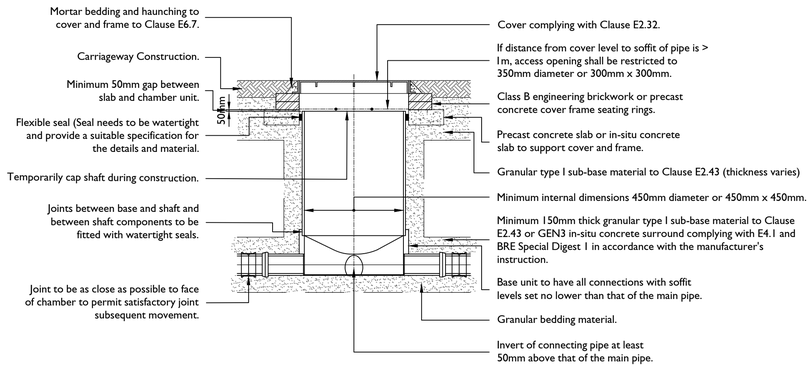

Typical Inspection Chamber Detail - Type D

Based on Figure B18 - SSG Appendix C Design and Constructio Guidance v2.2.

Depth from cover level to soffit of pipe up to 3m

Flexible material construction for use in areas subject to vehicle loading

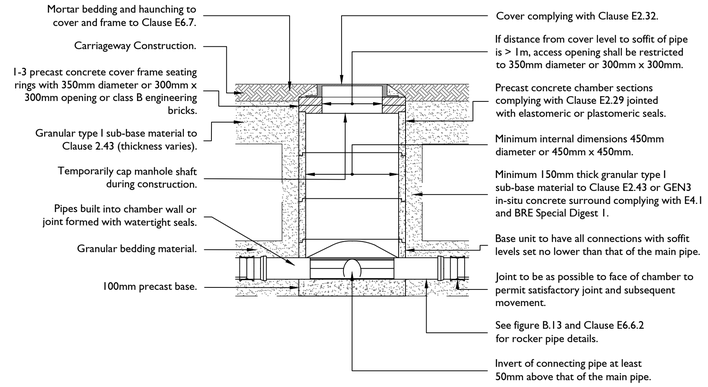

Typical Inspection Chamber Detail - Type D

Based on Figure B20 - SSG Appendix C Design and Construction Guidance v2.2.

Depth from cover level to soffit of pipe up to 3m

Rigid material construction for use in areas subject to vehicle loading

NOTES

1. This drawing should be read in conjunction with other Domestic Drainage Construction Details, Foul & Surface Water Sewer Longitudinal Sections (CIV-4100 to 4110), Foul & Surface Water Sewer Manhole Schedules (CIV-4310 to 4311) and Domestic Drainage Layouts (CIV-4351 to 4355).
2. All dimensions are in millimetres unless stated otherwise.
3. Do not scale from this drawing. Only written dimensions are to be used.
4. All construction to be in accordance with SSG Appendix C Design and Construction Guidance Version 2.3 dated November 2023 and the specific requirements of IWNL Water.
5. Refer to geotechnical report for sulphate resisting class and ACEC class.
6. Insitu concrete generally to be GEN 4 Designated Mix.
7. Insitu reinforced concrete to be RC 35 Designated Mix only when specified.
8. All insitu concrete to be thoroughly compacted.
9. All covers to be stamped "FW" or "SW". as appropriate.
10. For Manufacturer and specification of pipes and fittings refer to drainage layout and schedule.
11. Drainage pipes and fittings to be Hepworth vitrified clay and PVCu or Wavin Osma PVCu or other equivalent approved. Refer to drainage layout and schedules for details of manufacturer and specification.
12. *Outgoing pipes greater than 600mm diameter should be fitted with guard bars, safety chains [to BS EN 818-3] or other safety devices in accordance with the IWNL Water safety policy.*

DEPTH OF PIPE COVER

The minimum depth of pipe cover to the crown of gravity pipes without protection should be as follows:

- domestic gardens and pathways without any possibility of vehicular access, 0.35m;
- domestic driveways, parking areas and yards with height restrictions to prevent entry by vehicles with a gross weight in access of 7.5 tonnes, 0.5m;
- domestic driveways, parking areas and narrow streets without footways (e.g. mews developments) with limited access for vehicles with a gross weight in excess of 7.5 tonnes, 0.9m;
- agricultural land and public open space, 0.9m;
- other highways and parking areas with unrestricted access to vehicles with a gross vehicle weight in excess of 7.5 tonnes, 1.2m.

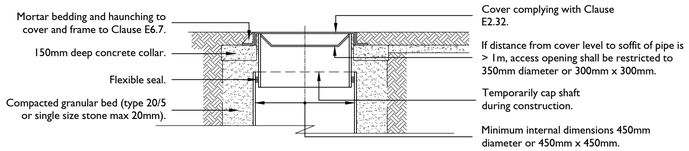

Sited In Domestic Driveways Or Footways

Based on Figure B19 - SSG Appendix C Design and Construction Guidance v2.2

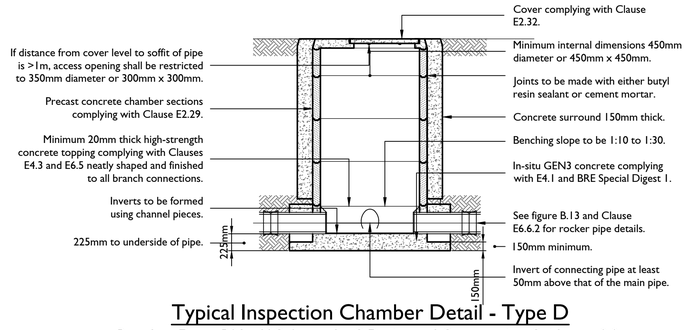

Typical Inspection Chamber Detail - Type D

Based on Figure B21 - SSG Appendix C Design and Construction Guidance v2.2.

Depth from cover level to soffit of pipe up to 3m

Rigid material construction for use in areas subject to vehicle loading or landscaped areas

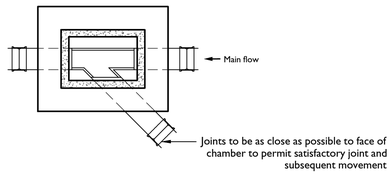

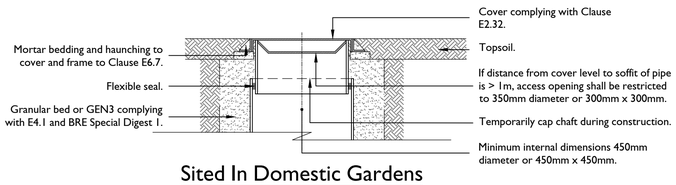

Sited In Domestic Gardens

Based on Figure B19 - SSG Appendix C Design and Construction Guidance v2.2

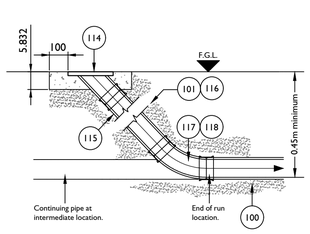

Rodding Point

100 or 150mm dia. connections.

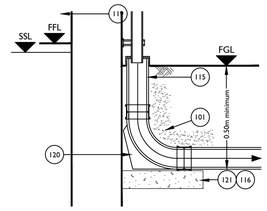

Direct Rainwater Connection

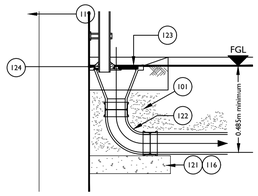

Direct Rainwater Connection through Gully

SUBJECT TO PLANNING APPROVAL

CDM NOTES

1. EXISTING SERVICES. Depth of existing services must be determined prior to works commencing. The contractor is responsible for establishing underground services in accordance with HSE Guidance note HS (G) 47. Any services which would be within the proposed construction layers must be lowered to below the sub-base.

Flexible inlet / outlet and / or bend (maximum angle 45°) to facilitate connection.

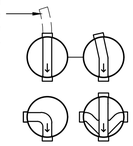

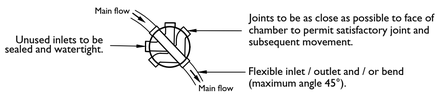

Where chambers are positioned on 90° corners, always use the main channel by fitting a 45° bend on the inlet and outlet.

Typical Base Layouts For Type D Chambers

Based on Figure B22 - SSG Appendix C Design and Construction Guidance v2.2

100	Granular bedding material
101	Compacted backfill - As-dug or granular bedding material
108	Class B engineering brickwork, concrete blocks 4 courses maximum or 2 courses minimum. or precast concrete cover frame seating rings
114	Grade C light duty oval cover, sealing ring and rodding eye in 100mm insitu concrete surround set level with finished ground level. Where located in areas subjected to vehicle loading, cover to be Hepworth square rodding point product code SRPS11, concrete surround to be increased to 150mm and laid below surface course.
115	Pipe cut to required length.
116	Concrete bed and surround will be required where inspection chambers are installed in soft landscaped areas subjected to heavy construction traffic.
117	45 degree bend.
118	Oblique 45 degree junction.
119	PVCu rainwater down pipe. (CSS)
120	Rest bend, for use up to two storey only.
121	100mm bed of selected as dug or granular material; if ground conditions unstable (Site Control to confirm) use 100mm bed of GEN 4 Designated Mix insitu concrete.
122	Short radius 90 degree bend.
123	Square hopper with back inlet and alloy grid or sealing plate.
124	Cement mortar joint/infill.
125	Minimum 150mm thick GEN 4 concrete surround.
126	Rubber plug.
127	Catchment bucket.
128	Round or square road gully with grating and frame to BS EN 124, Grade B as detailed on drainage layout and schedules, set in 1:3 cement and sand mortar centrally over gully chamber.
129	Round or square gully grid; black cast iron to drives with a bitumous surface and alloy finish elsewhere.
130	Minimum 100mm thick GEN4 concrete surround.

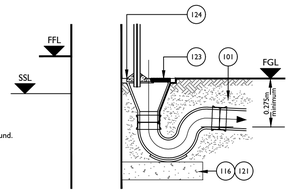

External sink waste into trapped Back inlet gully

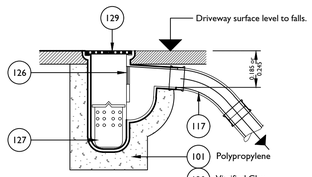

Private Drive Gully

Round or square polypropylene or vitrified clay gully.
300mm diameter x 600mm invert depth.
100 or 150mm dia. connection.

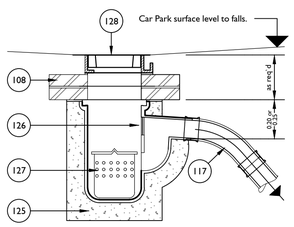

Private Car Park Gully

Round or square polypropylene or vitrified clay gully.
300mm diameter x 600mm invert depth.
100 or 150mm dia. connection.

Rev	Note

INITIAL TENDER ISSUE

SUBJECT TO ADOPTING AUTHORITY APPROVAL

Scale @ A1: Not to Scale

Rev	Date	Drawn	Checked	Authorised

Project: Crawley Down Road, Felbridge

Title: Domestic Drainage Construction Details Sheet 1

Client: BARRATT HOMES

Date: JUNE 2025 | Drawn by : AD

Checked by : JC | Authorised by : TRS

Drg No: CIV-4360 | Rev:

INFRAENGINEERING PRACTICE

Infra Engineering Practice Limited - Connaught House, 24 Guildford Road, Bagshot, Surrey GU19 5JN - Telephone 01276 450039 - www.i-EP.co.uk

This drawing and the works depicted are the copyright of Infra Engineering Practice Limited, and may not be reproduced or amended except by written permission. No liability will be accepted for amendments made by other persons.