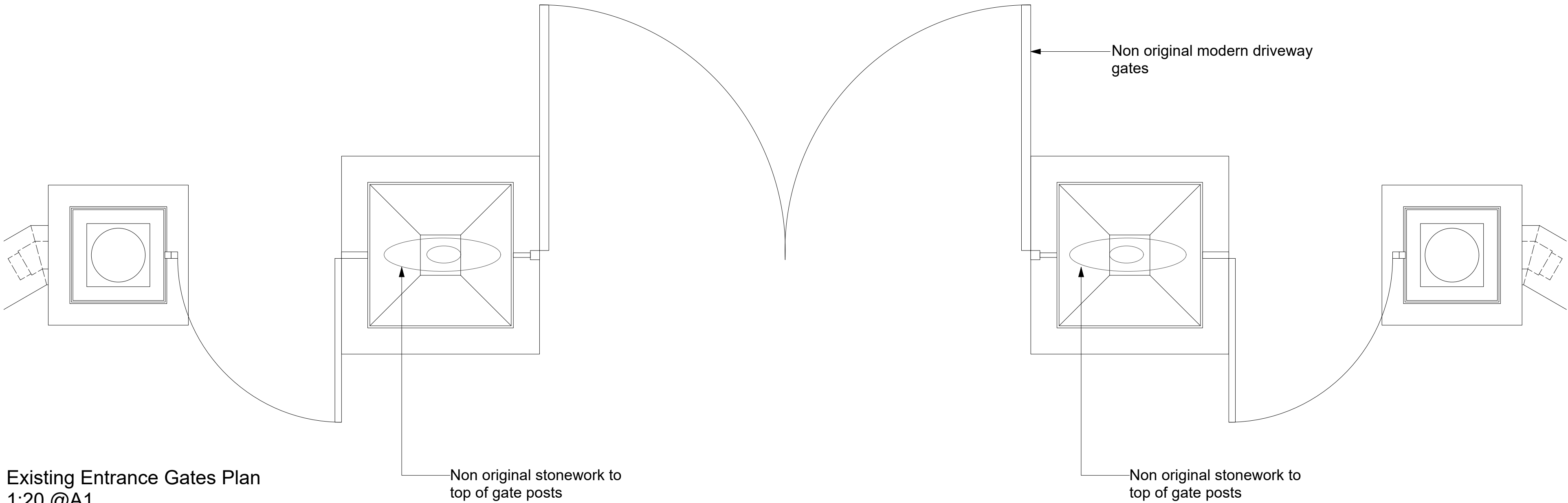


Existing Entrance Gates Elevation
1:20 @A1



Existing Entrance Gates Plan
1:20 @A1

23 Vine Street, Brighton BN1 4AG
e: studio@sticklandwright.co.uk
t: 01273 964051
Company registered in England No. 11222477

Disclaimer:
This drawing is the copyright of Stickland Wright Ltd. and may not be reproduced or used except by written permission.
Figured dimensions to have precedence over scaling.
Check all site dimensions prior to fabrication. Refer any discrepancies found to Stickland Wright.

Revisions:			Checked
/	16/10/2025	Issued for planning	

1:20 1m 1.2m



Historic photo of gates and wall



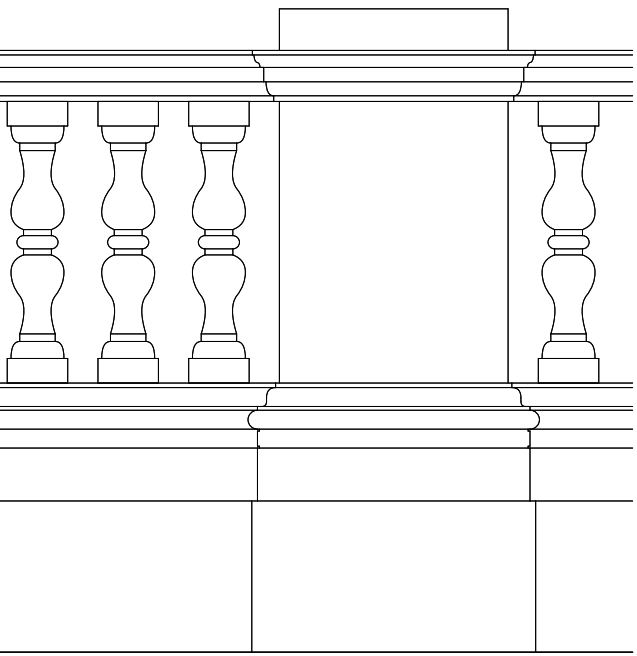
Entrance gates



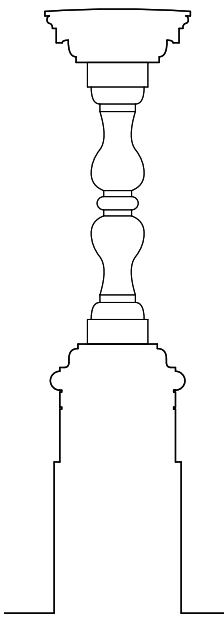
Non original driveway gates



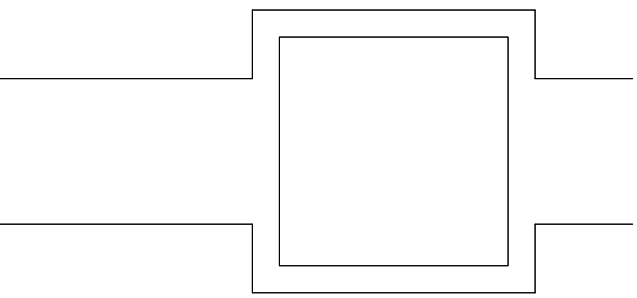
Balustrade



Existing Stone Balustrade
Standard Elevation Detail
1:20 @A1



Existing Stone Balustrade
Standard Section Detail
1:20 @A1



Existing Stone Balustrade
Standard Plan Detail
1:20 @A1

Dwg No. 25041C-P-205

Drawing Title Existing Wall and Gate Details
Address Wykehurst House
Client M Blencowe
Scale 1:20 @A1
Stage Planning
Drawn by nc
Checked by ns



architecture +
interiors
www.sticklandwright.co.uk