




GENERAL NOTES

1. THIS DRAWING IS INTENDED TO BE VIEWED IN COMBINATION WITH ALL RELEVANT ARCHITECTS, ENGINEERS, SERVICES AND SPECIALIST DRAWINGS AND SPECIFICATION.
2. ANY VARIATIONS OR DISCREPANCIES BETWEEN THESE DRAWINGS IN TERMS OF DIMENSIONS OR DETAILS SHOULD BE DRAWN TO THE ATTENTION OF THE ARCHITECT AND/OR THE ENGINEER FOR CLARIFICATION.
3. PAUL BASHAM ASSOCIATES ACCEPTS NO RESPONSIBILITY FOR THE ACCURACY OF BACKGROUND INFORMATION PRODUCED BY THIRD PARTIES – THIS MUST BE TREATED AS INDICATIVE ONLY.
4. ALL DIMENSIONS AND LEVELS ARE IN METRES. DO NOT SCALE THIS DRAWING, PRINT, PLOT OR DISK.
5. THIS DRAWING SHOULD ONLY BE USED FOR CONSTRUCTION IF THE PROJECT PHASE IN THE TITLE FRAME BELOW IS SHOWN AS "CONSTRUCTION". PAUL BASHAM ASSOCIATES TAKE NO RESPONSIBILITY FOR CONSTRUCTION WORKS UNDERTAKEN TO DRAWINGS WHICH ARE NOT MARKED UNDER THIS PHASE.
6. INDICATIVE POSITIONING OF CROSSING SHOWN TO BE CONFIRMED FOLLOWING FURTHER EXPLORATION OF VISIBILITY REQUIREMENTS.
7. INDICATIVE TITLE BOUNDARIES SHOWN BASED ON INTERPRETATION OF AVAILABLE OS AND HIGHWAY BOUNDARY MAPPING.

KEY

-  – HIGHWAY BOUNDARY EXTENT
-  – LAND WITHIN CLIENT CONTROL
-  – LAND OUTSIDE OF CLIENT CONTROL



C	UPDATED SITE LAYOUT	27.07.22	JH	HC
B	UPDATED SITE LAYOUT	14.07.22	JH	HC
A	CLIENT COMMENTS	24.01.20	MW	JR
Rev	Description	Date	By	Chkd

Project Name LAND SOUTH OF HENFIELD ROAD, ALBOURNE	Title PROPOSED ACCESS AND FOOTWAY DESIGN	 Paul Basham Associates Ltd Suite 4, Hitching Court, Blacklands Way, Abingdon Business Park, Abingdon, OX14 1RG 01235 425460 info@paulbashamassociates.com www.paulbashamassociates.com	Client  Croudace HOMES.CO.UK	Checked By JR	Checked Date 15.01.20	Scale 1:250 (AT A3 SIZE)		
Project Phase PRELIMINARY				Drawn By MW	Drawn Date 14.01.20	Client Drawing No. -	PBA Drawing No. 093.0002.005	Revision C